

ITEM	NAME	MATERIAL	NOTE
1	BODY	ASTM A216-WCB	
2	SEAT	ASTM A105N+STL	
3	DISC	ASTM A105N+13%Cr	
4	DISC WASHER	ASTM A276-410	
5	DISC BUSHING	ASTM A276-410	
6	STEM	ASTM A182-F6a	
7	BOLT	ASTM A193-B7	
8	NUT	ASTM A194-2H	
9	GASKET	304+GRAPHITE	
10	BACKSEAT	ASTM A276-420+STL	
11	PACKING SPACER	ASTM A276-410	
12	PACKING	INCONEL600+GRAPHITE	
13	GLAND	ASTM A276-410	
14	STEM NUT	ASTM A439 D-2	
15	SCREW	AISI 1025	
16	WASHER	ASTM A283 GRC	
17	NUT	ASTM A193-B7	
18	HANDWHEEL	ASTM A536 60-40-18	
19	EYE BOLT	ASTM A193-B7	
20	NUT	ASTM A194-2H	
21	GLAND FLANGE	ASTM A216-WCB	
22	PIN	AISI 1035	
23	BONNET	ASTM A216-WCB	
24	RIVET	ASTM A240-304	
25	NAMEPLATE	ASTM A240-304	

NOTE:
1. API 622 LOW EMISSION PACKING

ITEM	FIG NO.	SIZE	UNIT	d	A	B	C	D	n	E	F	H	W	Se	Weight(lbs/kgs)
01	ANG300CSF8	2"	mm	51	133	22.7	165	127	8	19	92.1	307	200	9.7	68/31
		2"	in	2.0	5.25	0.89	6.5	5.0	8	3/4	3.62	12.09	7.87	0.38	
02	ANG300CSF8	2-1/2"	mm	64	146	26	190	149.2	8	22	104.8	384	250	11.2	84/38
		2-1/2"	in	2.5	5.75	1.02	7.5	5.88	8	7/8	4.12	15.12	9.84	0.44	
03	ANG300CSF8	3"	mm	76	159	29	210	168.3	8	22	127	400	250	11.9	123/56
		3"	in	3.0	6.25	1.14	8.25	6.62	8	7/8	5.0	15.74	9.84	0.47	
04	ANG300CSF8	4"	mm	102	178	32.2	255	200	8	22	157.2	505	350	12.7	190/86
		4"	in	4.0	7.0	1.27	10.0	7.88	8	7/8	6.19	19.88	11.81	0.5	

1 REVISE AND RESUBMIT
 Work may not proceed
 2 TO BE RESUBMITTED
 Work may proceed provided comments are incorporated
 3 NO COMMENT
 Work may proceed

Comment given on this document does not relieve vendor of his responsibility for the correct engineering design and fabrication. This equipment for product shall be made as per the codes, regulation and specification.

Reviewed by: _____ Signature: _____ Date: _____

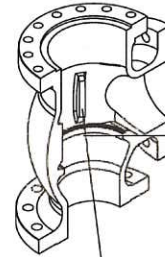
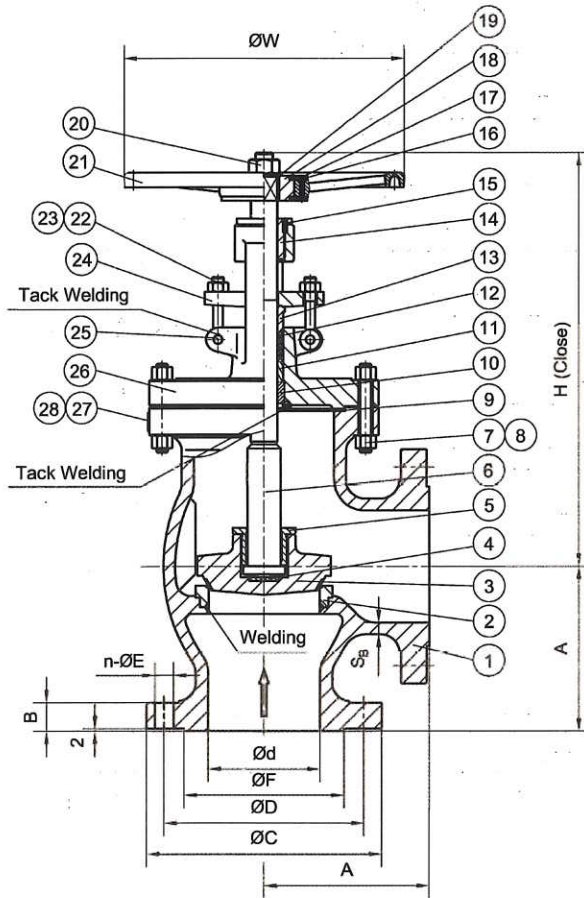
J.J. VALVE
 Tag Free 800 8P2 5837 Local 513.635.0090
 10000 J.J. Valley, P.O. Box 11818, Dallas, TX 75241-1818

TITLE: **API 623 ANGLE GLOBE VALVE**
CLASS 300-API TRIM 8- RF

Drawing No.: _____
 User Fig: **ANG300CSF8**
 REF: PO _____

MARKING SYSTEM	MSS-SP-35	INSPECTION & TEST: API 598
DIM OF FLANGE	ANSI B16.5	SHELL HYDRO 1.15PSI
FACE TO FACE	ANSI B16.10	SEAT AIR N/A
WALL THICKNESS	API 623	SEAT HYDRO 818PSI
DESIGNED	API 623, ANSI B16.34	

REV	DATE	DESCRIPTION	ORIGINATED BY	CHECKED BY	APPROVED BY
01	20-03-03		HRD	TKD	SAM



Body guide
3 Ribs uniformly distributed in circumference

ITEM	NAME	MATERIAL
1	BODY	ASTM A216-WCB
2	SEAT	ASTM A105N+STL
3	DISC	ASTM A105N+13%Cr
4	DISC WASHER	ASTM A276-410
5	DISC BUSHING	ASTM A276-410
6	STEM	ASTM A182-F6a
7	BONNET BOLT	ASTM A193-B7
8	BONNET NUT	ASTM A194-2H
9	GASKET	304+GRAPHITE
10	BACKSEAT	ASTM A276-420+STL
11	PACKING SPACER	ASTM A276-410
12	PACKING	INCONEL600+GRAPHITE
13	GLAND	ASTM A276-410
14	STEM NUT	ASTM A439 D-2
15	SCREW	AISI 1025
16	COVER PLATE	AISI 1035
17	COUNTERSUNK BOLT	AISI 1035
18	HAMMER BLOCK	AISI 1045
19	WASHER	ASTM A283 GRC
20	NUT	ASTM A193-B7
21	HANDWHEEL	ASTM A536 60-40-18
22	EYE BOLT	ASTM A193-B7
23	NUT	ASTM A194-2H
24	GLAND FLANGE	ASTM A216-WCB
25	PIN	AISI 1035
26	BONNET	ASTM A216-WCB
27	RIVET	ASTM A240-304
28	NAMEPLATE	ASTM A240-304

NOTE:
1. API 622 LOW EMISSION PACKING

ITEM	FIG NO.	SIZE	UNIT	d	A	B	C	D	n	E	F	H	W	Se	Weight(lbs/kgs)
06	ANG300CSF8	8"	mm	203	279	41.7	380	330.2	12	25	269.9	805	560	17.5	617/280
		8"	in	8.0	11.0	1.64	15.0	13.0	12	1	10.62	31.7	22.05	0.69	
07	ANG300CSF8	10"	mm	254	311	48.1	445	387.4	16	29	323.8	903	560	19.1	1003/455
		10"	in	10.0	12.25	1.89	17.5	15.25	16	1-1/8	12.75	35.6	22.05	0.75	

1 REVISE AND RESUBMIT
Work may not proceed
 2 TO BE RESUBMITTED
Work may proceed provided comments are incorporated
 3 NO COMMENT
Work may proceed

Comment given on this document does not relieve vendor of his responsibility for the correct engineering design and fabrication of this equipment for product shall be made as per the codes, regulations and specs. listed here.

Reviewed by: _____ Signature: _____ Date: _____



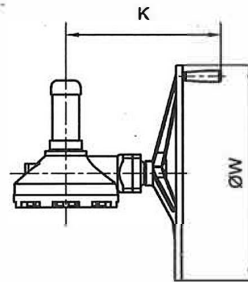
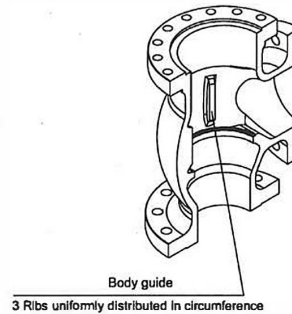
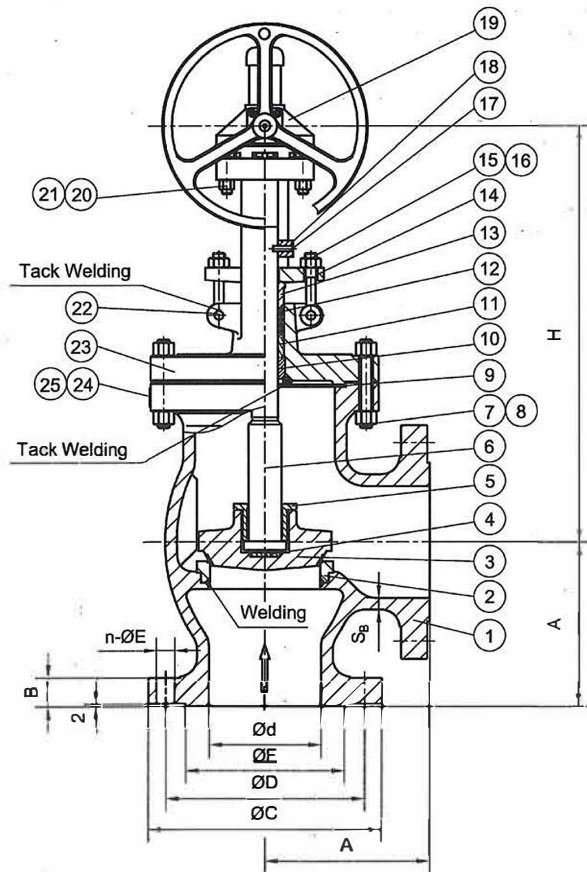
TITLE: API 623 ANGLE GLOBE VALVE
CLASS 300- API TRIM 8- RF

MARKING SYSTEM	MSS-SP-25	INSPECTION & TEST: API 598													
DIM OF FLANGE	ANSI B16.5	SHELL	HYDRD	1125PSI	REV	DATE	DESCRIPTION	ORIGINATED BY	CHECKED BY	APPROVED BY					
FACE TO FACE	ANSI B16.10	SEAT	AIR	N/A	01	20.03.03		HRD	TAD	SAM					
WALL THICKNESS	API 623	SEAT	HYDRD	B15PSI											
DESIGNED	API 623, ANSI B16.34														

Drawing No: _____

User Pkg: ANG300CSF8

REF: PD _____



ITEM	NAME	MATERIAL
1	BODY	ASTM A216-WCB
2	SEAT	ASTM A105N+STL
3	DISC	ASTM A105N+13%Cr
4	DISC WASHER	ASTM A276-420
5	DISC BUSHING	ASTM A276-410
6	STEM	ASTM A182-F6a
7	BOLT	ASTM A193-B7
8	NUT	ASTM A194-2H
9	GASKET	304+GRAPHITE
10	BACKSEAT	ASTM A276-420+STL
11	PACKING SPACER	ASTM A276-410
12	PACKING	INCONEL600+GRAPHITE
13	GLAND	ASTM A276-410
14	GLAND FLANGE	ASTM A216-WCB
15	EYE BOLT	ASTM A193-B7
16	NUT	ASTM A194-2H
17	ANTI-ROTATION PIN	AISI 1035
18	STEM GUIDE	AISI 1045
19	GEAR	ASTM A216-WCB
20	BOLT	ASTM A193-B7
21	NUT	ASTM A194-2H
22	PIN	AISI 1035
23	BONNET	ASTM A216-WCB
24	NAMEPLATE	ASTM A240-304
25	RIVET	ASTM A240-304

NOTE:
1. API 622 LOW EMISSION PACKING

ITEM	FIG NO.	SIZE	UNIT	d	A	B	C	D	n	E	F	H	W	K	Se	Weight(lbs/kgs)
01	ANG300CSF8-GO	8"	mm	203	279	41.7	380	330.2	12	25	269.9	825	610	420	17.5	655/297
02	ANG300CSF8-GO	10"	mm	254	311	48.1	445	387.4	16	29	323.8	845	610	420	19.1	1003/455
03	ANG300CSF8-GO	12"	mm	305	356	51.3	520	450.8	16	32	381	921	710	500	20.6	1596/724
		12"	in	12.0	14.0	2.0	20.5	17.75	16	1-1/4	15.00	36.26	27.95	19.69	0.81	

1 REVISE AND RESUBMIT
Work may not proceed

2 TO BE RESUBMITTED
Work may proceed provided comments are incorporated

3 NO COMMENT
Work may proceed

Comment given on this document does not relieve vendor of his responsibility for the correct engineering design and fabrication. This equipment for product shall be made as per the code, regulation and specification.

Reviewed by: _____ Signature: _____ Date: _____



FILE: API 623 ANGLE GLOBE VALVE CLASS 300- API TRIM 8- RF

MARKING SYSTEM	MSS-SP-25	INSPECTION & TEST: API 598	REV	DATE	DESCRIPTION	ORIGINATED BY	CHECKED BY	APPROVED BY
DIM. OF FLANGE	ANSI B16.5	SHELL	HYDRO	1125PSI	01	20.03.03		
FACE TO FACE	ANSI B16.10	SEAT	AIR	N/A				
WALL THICKNESS	API 623	SEAT	HYDRO	815PSI				
DESIGNED	API 623, ANSI B16.34							

Drawing No: ANG300CSF8-GO
User Sig: _____
Ref PD